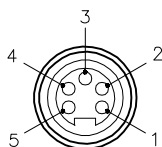
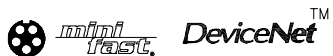


# MALE END VIEW

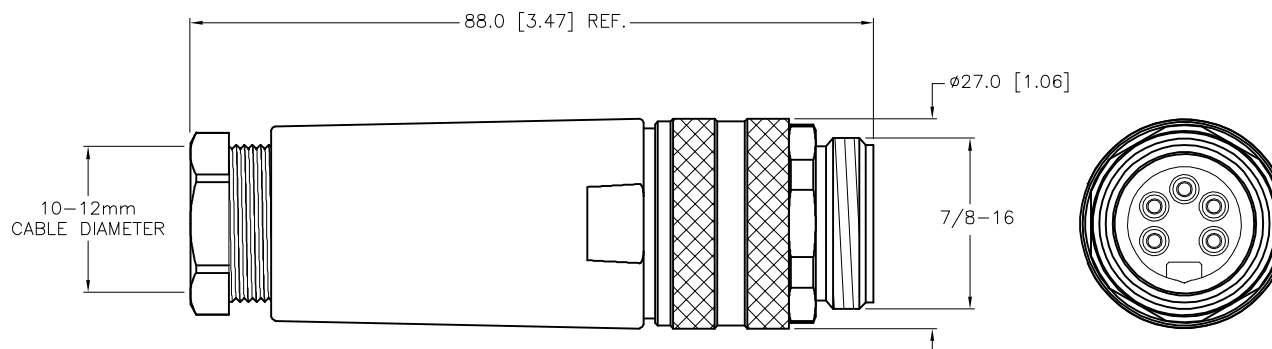


- 1 = BARE (SHIELD)
- 2 = RED (+ VOLTAGE)
- 3 = BLACK (- VOLTAGE)
- 4 = WHITE (CAN\_H)
- 5 = BLUE (CAN\_L)

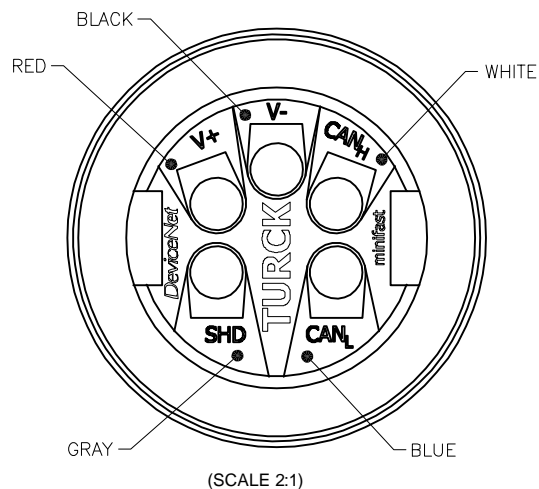


# SPECIFICATIONS

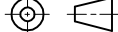
HOUSING MATERIAL/COLOR	GLASS FILLED NYLON/BLACK
CONTACT MATERIAL/PLATING	BRASS/GOLD
COUPLING NUT MATERIAL/PLATING	DIECAST ZINC/NICKEL
RATED CURRENT [A]	9.0 A
RATED VOLTAGE [V]	600 V
MAXIMUM WIRE SIZE	16 AWG
TERMINATION METHOD	SCREW TERMINAL
TEMPERATURE RATING	-25°C to +85°C (-13°F to +185°F)
PROTECTION CLASS	IP 67
CABLE GRIP RANGE	10-12mm DIA.



WIRE SIDE VIEW  
OF CONTACT HOLDER  
TO SHOW LABEL DETAILS



SOURCE DRAWING - FOR REFERENCE ONLY

RELATED DOCUMENTS  1.  2.  3.  4.	3RD ANGLE PROJECTION	<div>THIS DRAWING IS CONFIDENTIAL AND THE PROPERTY OF TURCK INC. USE OF THIS DOCUMENT WITHOUT WRITTEN PERMISSION IS PROHIBITED.</div>		<div>3000 CAMPUS DRIVE MINNEAPOLIS, MN 55441 1-800-544-7769 (763) 553-7300 (763) 553-0708 fax www.turck.us</div> <div>TURCK</div>				
								
MATERIAL	ALL DIMENSIONS DISPLAYED ON THIS DRAWING ARE FOR REFERENCE ONLY	DRFT	RDS	DATE	07/17/07	DESCRIPTION  BS 4151-0/13.5/DNET		
SEE SPECIFICATIONS		APVD		SCALE	1=1.0			
FINISH		CONTACT TURCK FOR MORE INFORMATION	UNIT OF MEASUREMENT			IDENTIFICATION NO.  U3-01281		REV  D
SEE SPECIFICATIONS			MILLIMETER [ INCH ]					
		DO NOT SCALE THIS DRAWING			FILE: U3-01281		SHEET 1 OF 1	

D	UPDATE RATED VOLTAGE	RDS	12/17/21	77317
REV	DESCRIPTION	BY	DATE	ECO. NO.